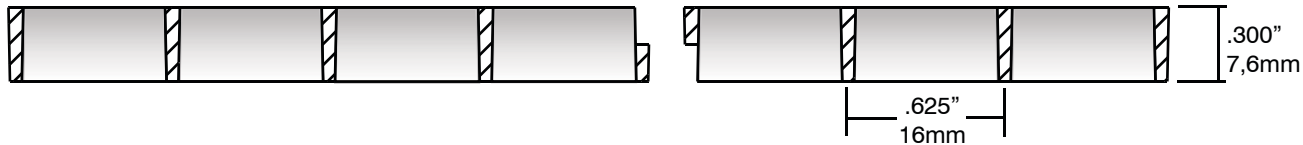






**ECONOMY EGGCRATE**

NOMINAL 5/8" X 5/8" X 3/8"      16 x 16 x 7,6mm

SLP's Thincell™ TC is an injection molded cube louver that offers unequalled efficiency, economy and dimensional versatility. Standard finishes include opaque white, black and specular silver. TC is molded in both 2' x 4' and metric panel sizes. The nominal 3/8" (7,6mm) thickness offers an important freight advantage when cube and container capacity is an issue. All molded sizes include a half lap perimeter detail that facilitates continuous row applications with an unbroken appearance.



<b>THINCELL™</b> SMALL CELL EGGCRATE	<b>2 X 4</b> 23-5/8" x 47-9/16" 600mm x 1210mm 15 PCS/CTN: 34LBS/ 15kg	<b>2 X 2</b> 23-5/8" x 23-3/4" 600mm x 603mm 30 PCS/CTN: 49LBS/ 22kg	<b>1 X 4</b> 11-3/4" x 47-9/16" 295mm x 1210mm 30 PCS/CTN: 49LBS/ 22kg
<b>STYRENE</b>			
WHITE	TC-24	TC-22	TC-14
CHROME	TC-24-CH	TC-22-CH	TC-14-CH
SPECULAR GOLD	TC-24-G	TC-22-G	TC-14-G
BLACK	TC-24-B	TC-22-B	TC-14-B
<b>ACRYLIC</b>	15 PCS/CTN: 38LBS/ 17kg	30 PCS/CTN: 38LBS/ 17kg	30 PCS/CTN: 38LBS/ 17kg
WHITE	TC-A-24	TC-A-22	TC-A-14

Product offering and specifications subject to change without notice.