



INJECTION MOLDED DROP LENS


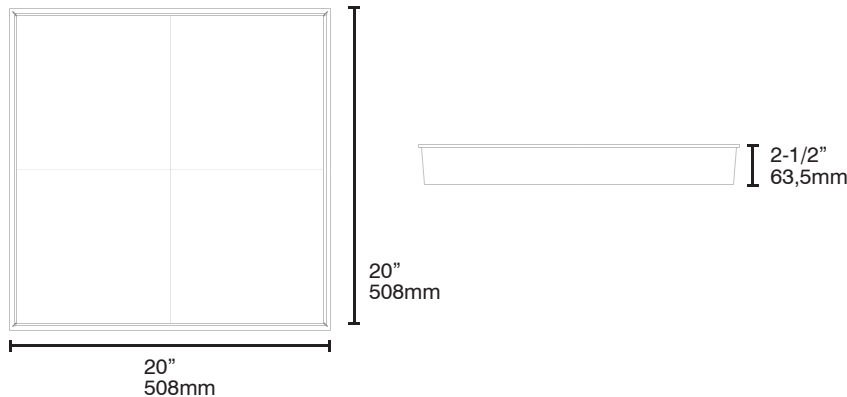
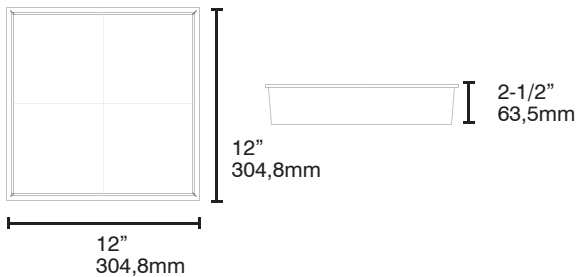
DL

ALC Injection Molded
Square Asymmetrical Lens

INJECTION MOLDED

12" X 12" x 2-1/2" 20" X 20" x 2-1/2"

Our precision injection molded drop lenses provide maximum controlled illumination. These 12" x 12" and 20" x 20" lenses have an asymmetrical light distribution designed specifically for service station and parking lot applications where light trespass needs to be controlled.



INJECTION MOLDED DROP LENS

CLEAR ACRYLIC				
NOMINAL SIZE	DIMENSIONAL SIZE	PART #	PCS/CTN	CTN. WT.
<u>12 X 12</u>	12" X 12" X 2-1/2"	DL-A-1212	BULK*	NA
<u>20 X 20</u>	20" X 20" X 2-1/2"	DL-A-2020	BULK*	NA
CLEAR POLYCARBONATE				
<u>12 X 12</u>	12" X 12" X 2-1/2"	DL-PC-1212	BULK*	NA

Product offering and specifications subject to change without notice.

SLP LIGHTING

PHONE: 636.600.4084 | 800.248.0224 FAX: 636.600.4108

www.slplighting.com V080910