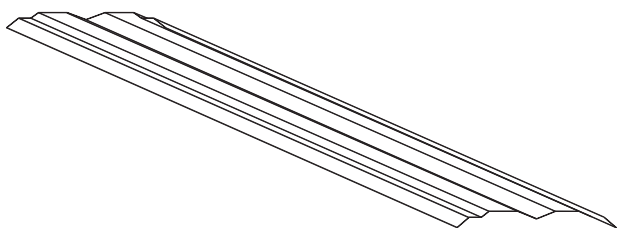
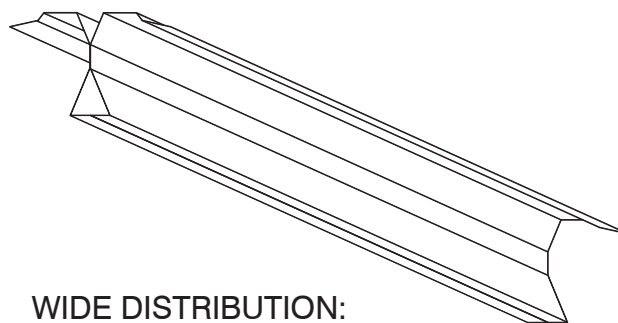


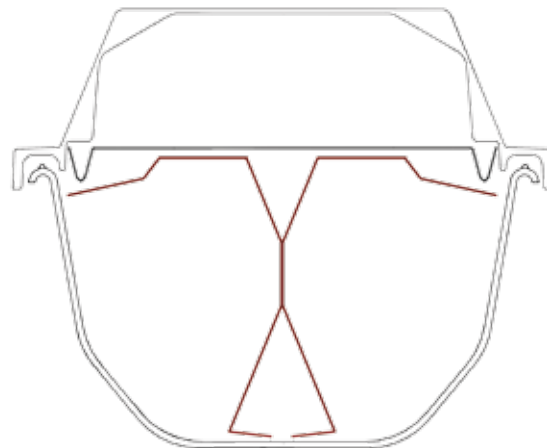
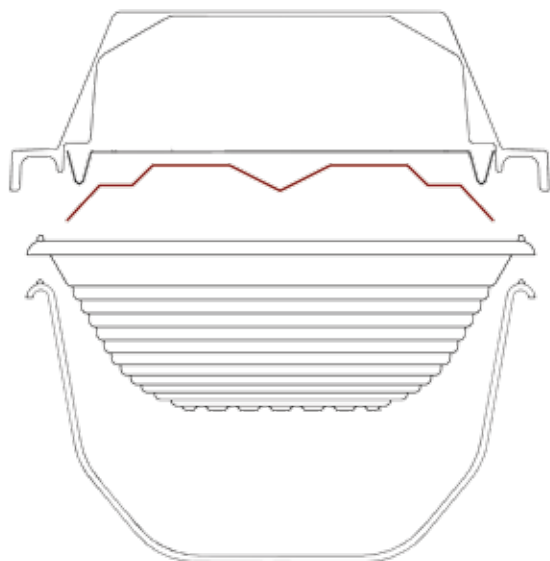
CITADEL 2 REFLECTOR OPTIONS: BASIC AND WIDE DISTRIBUTION



BASIC:



WIDE DISTRIBUTION:



CITADEL 2 REFLECTORS:

- TWO REFLECTOR DESIGNS
- BOTH ENHANCED SPECULAR FINISH - MINIMUM 92% REFLECTIVITY
- FOR USE WITH T5 AND T8 LAMPS

CITADEL 2 REFLECTOR PART NUMBERS:

| Product | Part Number | Length | Quantity Required Per Enclosure | | Compatible with SLP's | |
|----------|-----------------|--------|---------------------------------|--------|-----------------------|-----------|
| | | | 4 Foot | 8 Foot | DIRA Lens | LIRA Lens |
| T5 Basic | CT2-RF-2L4-T5-B | 44.5" | 1 | 2 | ✓ | ✓ |
| T5 Wide | CT2-RF-2L4-T5-W | 44.5" | 2 | 4 | | ✓ |
| T8 Basic | CT2-RF-2L4-T8-B | 46.5" | 1 | 2 | ✓ | ✓ |
| T8 Wide | CT2-RF-2L4-T8-W | 46.5" | 2 | 4 | | ✓ |



CITADEL 2 REFLECTORS

SLP Lighting

1400 South Old Highway 141, Fenton, MO 63026 USA
Tel. 636-600-4084 - Fax 636-600-4108