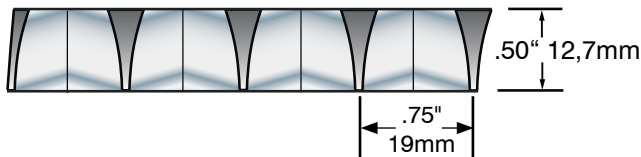
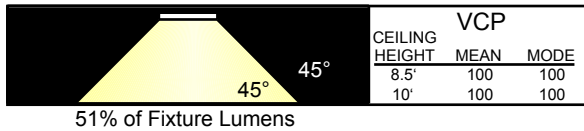



PARAHEX

HEXAGONAL CELL LOUVER VERY LOW GLARE PARABOLIC LOUVER

3/4" X 3/4" X 1/2" 19 x 19 x 12,7mm

SLP's Parahex (P6)® provides the highest degree of uniform cut-off that is available from a small cell louver. 3/4" X 3/4" X 1/2" (19 x 19 x 12,7mm) flat back cells produce less than half the luminance in the 45 degree zone than competing products. P6's® hexagonal cells offer equally high degrees of brightness control in the parallel, perpendicular and diagonal zones. This organic form offers not only superior lighting control, but also provides an understated decorative alternative to square celled louvers.



P6® CEILING STYLE	2 X 4 23-11/16" X 47-11/16" 603 X 1213mm 10 PCS/CTN 64 LBS / 29kg	2 X 2 23-11/16" X 23-3/4" 603 x 603mm 20 PCS/CTN: 64 LBS / 29kg	1 X 4 11-3/4" X 47-11/16" 298 X 1213mm 20 PCS/CTN 64 LBS / 29kg
STYRENE			
<i>SPECULAR SILVER</i>	P6-24	P6-22	P6-14
<i>SILVER PERMALUX</i>	P6-24-P	P6-22-P	P6-14-P
<i>ALUMA-LUX</i>	P6-24-AL	P6-22-AL	P6-14-AL
<i>SPECULAR GOLD</i>	P6-24-G	P6-22-G	P6-14-G

Product offering and specifications subject to change without notice.