
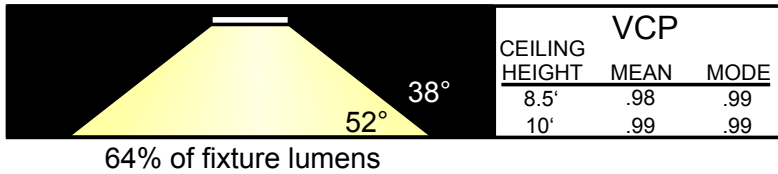


# PARASQUARE® 2

## MEDIUM CELL LOW GLARE PARABOLIC LOUVER

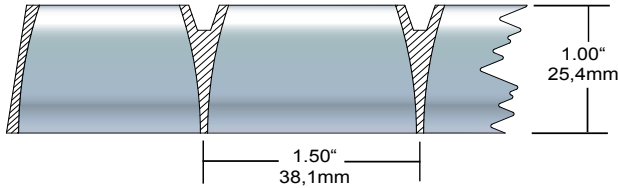
P2® is the industry standard 1-1/2" x 1-1/2" x 1" (38 x 38 x 25,4mm) injection molded plastic parabolic louver. This internationally accepted product satisfies the demands of both efficiency and luminance control. Molded in a number of configurations P2 is adaptable to a wide range applications. P2 is an important option when a medium scale plastic parabolic louver is required.



## CEILING STYLE

1-1/2" X 1-1/2" X 1"      38 x 38 x 25,4mm


### STYLE 1



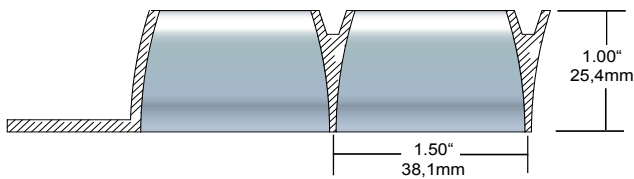
## FIXTURE STYLE 4 & 4X

1-1/2" X 1-1/2" X 1"      38 x 38 x 25,4mm

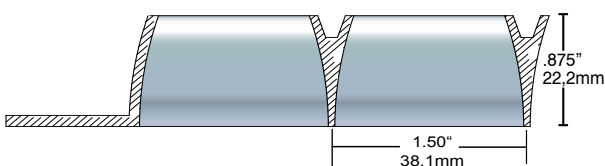
The fixture style parts include an integral flange that may be used full size or trimmed to achieve lesser overall dimensions. The style 4X is molded to a generic size that fits many fixtures without trimming. Other sizes can be fabricated. Call for details.



### STYLE 4 and 4X



### STYLE 4 - 1X4



Product offering and specifications subject to change without notice.



# PARASQUARE® 2

<b>P2® - STYLE 1</b> CEILING STYLE	<b>2 X 4</b> 23-11/16" X 47-3/4" 603 X 1213mm 8 PCS/CTN 60 LBS / 27kg	<b>2 X 2</b> 23-11/16" X 23-3/4" 603 x 603mm 16 PCS/CTN 60 LBS / 27kg	<b>1 X 4</b> 11-3/4" X 47-3/4" 298 x 1213mm 16 PCS/CTN 60 LBS / 27kg
<b>STYRENE</b>			
SPECULAR SILVER	P2-24-1	P2-22-1	P2-14-1
SILVER PERMALUX	P2-24-1-P	P2-22-1-P	P2-14-1-P
ALUMA-LUX	P2-24-1-AL	P2-22-1-AL	P2-14-1-AL
SPECULAR GOLD	*P2-24-1-G	*P2-22-1-G	*P2-14-1-G
SATIN BLACK	P2-24-1-BB	P2-22-1-BB	P2-14-1-BB
GLOSS BLACK	P2-24-1-BT	P2-22-1-BT	P2-14-1-BT
<b>ACRYLIC</b>	8 PCS/CTN 60 LBS / 27	16 PCS/CTN 60 LBS / 27kg	16 PCS/CTN 60 LBS / 27kg
SPECULAR SILVER	P2-A-24-1	P2-A-22-1	P2-A-14-1
SILVER PERMALUX	P2-A-24-1-P	P2-A-22-1-P	P2-A-14-1-P
ALUMA-LUX	P2-A-24-1-AL	P2-A-22-1-AL	P2-A-14-1-AL
SPECULAR GOLD	*P2-A-24-1-G	*P2-A-22-1-G	*P2-A-14-1-G
WHITE	P2-A-24-1-W	P2-A-22-1-W	P2-A-14-1-W
<b>P2® - STYLE 4</b> FIXTURE STYLE	<b>2 X 4</b> 22-3/4" X 46-3/4" ID: 20-3/8" X 44-3/8" 8 PCS/CTN 57 LBS / 26kg	<b>2 X 2</b> 22-3/4" X 22-3/4" ID: 20-3/8" X 20-3/8" 16 PCS/CTN 57 LBS / 26kg	<b>1 X 4</b> 10-3/4" X 46-3/4" ID: 9-1/8" X 45-1/16" 16 PCS/CTN 57 LBS / 26kg
<b>STYRENE</b>			
SPECULAR SILVER	P2-24-4	P2-22-4	P2-14-4
SILVER PERMALUX	P2-24-4-P	P2-22-4-P	P2-14-4-P
ALUMA-LUX	P2-24-4-AL	P2-22-4-AL	P2-14-4-AL
SPECULAR GOLD	P2-24-4-G	P2-22-4-G	P2-14-4-G
<b>ACRYLIC</b>	8 PCS/CTN 64 LBS / 29kg	16 PCS/CTN 64 LBS / 29kg	16 PCS/CTN 57 LBS / 26kg
SPECULAR SILVER	P2-A-24-4	P2-A-22-4	P2-A-14-4
SILVER PERMALUX	P2-A-24-4-P	P2-A-22-4-P	P2-A-14-4-P
ALUMA-LUX	P2-A-24-4-AL	P2-A-22-4-AL	P2-A-14-4-AL
SPECULAR GOLD	*P2-A-24-4-G	*P2-A-22-4-G	*P2-A-14-4-G
WHITE			P2-A-14-4-W
<b>P2® - STYLE 4X</b> FIXTURE STYLE	<b>2 X 4</b> 22-1/2" X 46-1/2" ID: 20-3/8" X 44-3/8" 8 PCS/CTN 56 LBS / 26kg	<b>2 X 2</b> 22-1/2" X 22-1/2" ID: 20-3/8" X 20-3/8" 16 PCS/CTN 56 LBS / 26kg	
<b>STYRENE</b>			
SPECULAR SILVER	P2-24-4X	P2-22-4X	
SILVER PERMALUX	P2-24-4X-P	P2-22-4X-P	

\*This product is MADE TO ORDER. Please call SLP for details on availability