
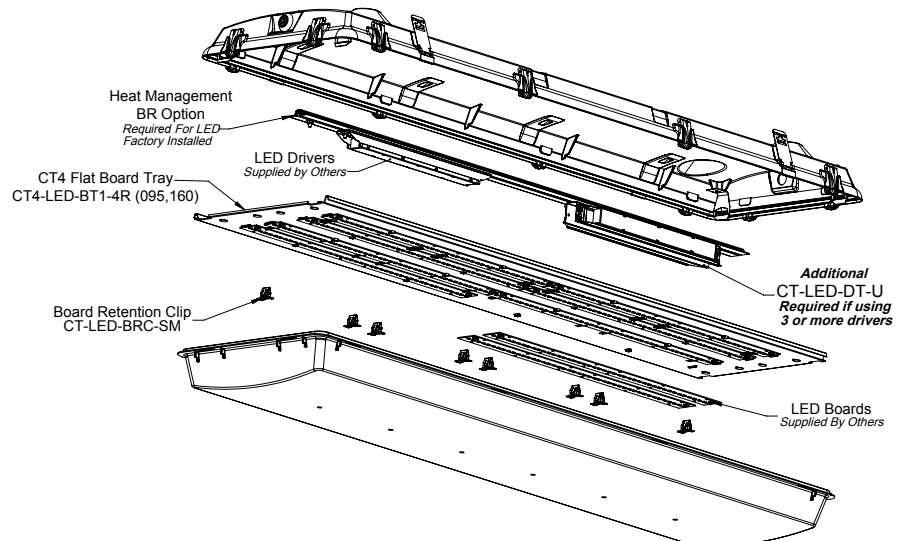


CITADEL 4i LED GASKETED ENCLOSURE

CITADEL 4i Designed for Industrial Applications. Highly Adaptable and Robust. Now Compatible for LED Boards. Very durable materials.



APPLICATIONS:

- Food Processing Facilities
- Commercial Kitchens
- Breweries
- Industrial Facilities
- Livestock Containment Buildings
- Parking Garages
- Under Awnings
- Laundries
- Utility Tunnels
- Car Washes

CERTIFICATIONS

- UL Wet Location
- NSF International
- IP65, IP66, IP67
- Nema 4X
- RoHS
- Patented
- SLP Guardian Seal
- DLC QPL
- PSI 1500

FEATURES & BENEFITS:

- 5VA (f1) Housing for Driver Mounting and Heat Management
- Flat Board Trays Punched 4 Rows for use with Typical 0.95" or 1.60" LED Boards
- Board Retention Clips Snap Boards Into Place Quickly - 16 Clips for 4 Rows
- Scratch Proof And Conductivity Inhibitor Coating On Clips
- Lances Keeps Boards From Slipping Out of Position
- Optional Driver Tray - needed if using (3+) drivers
- FR50 Frosted Lens helps hide image of LED diode
- All stainless steel hardware
- Captive boardtray operates from either side
- Mounting options V-Hook, Cable and Ceiling mount systems (Flexible & Rigid), Pendant
- UL evaluated for 25 & 40 degree C ambient temperatures
- Poured in place gasket and tamper resistant 316 stainless steel latches seal the enclosures from most hostile environments
- Optional specular reflectors provide narrow beam distribution
- Utilizes off the shelf 1/2" fittings

Product offering and specifications subject to change without notice.

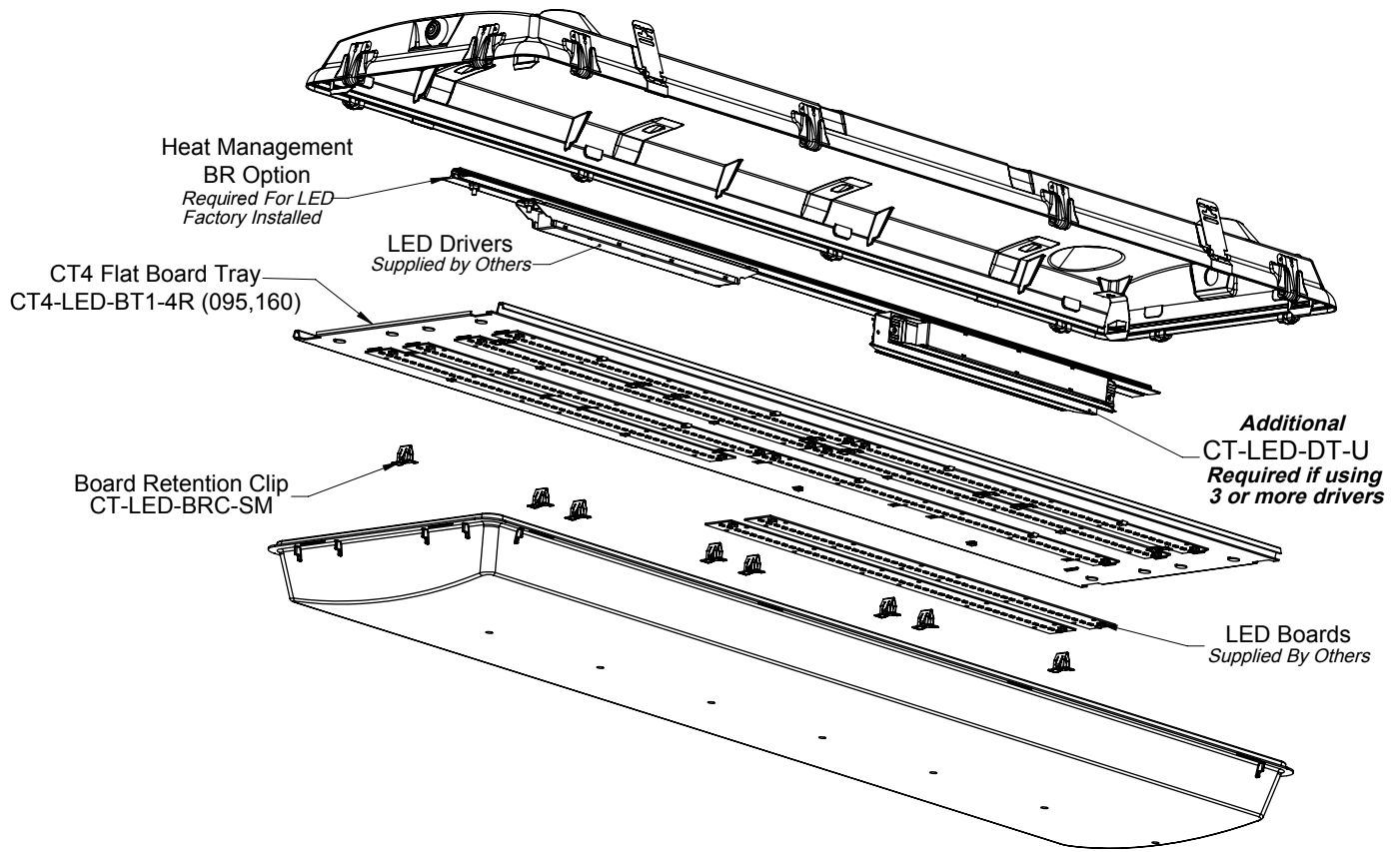


SLP LIGHTING
www.splighting.com

V11012017

1400 S. Old Highway 141
Fenton, MO 63026
636-600-4084

CITADEL 4i LED GASKETED ENCLOSURE



ASSEMBLY GUIDE:

COMPONENT	STANDARD MATERIAL	PIECES REQUIRED PER ASSEMBLY	AVAILABLE OPTIONS
HOUSING WITH HEAT MANAGEMENT	UL RATED: 5VA(f1) FRP	1	NA
DIFFUSER	POLYCARBONATE OR IMPACT RESISTANT ACRYLIC (f1) MATERIAL	1	OPTICALLY CLEAR OR FR50 FROSTED
BOARDTRAY	CRS: MIN 87% REFLECTANCE	1	4R / 095, 160
RETAINER CLIP	STAINLESS STEEL	4	NA
RETAINER CLIP SCREW	STEEL ZINC PLATED	4	NA
BOARDTRAY RETENTION CLIPS	METAL WHITE	16	NA
DRIVER TRAY (OPTIONAL)	SHEET METAL	1	L-SHAPE FOR 1 / U-SHAPE FOR 2
UNIVERSAL GEARTRAY SCREW *CT-SCRW-UGT		2 PER DRIVER	
BALLAST ATTACHMENT BOLT		2 PER DRIVER	
BALLAST ATTACHMENT FLANGED NUT		2 PER DRIVER	
GEARTRAY SAFETY TETHER	STAINLESS	2	NA
LATCHES	316 STAINLESS	1 BAG (12)	NA
ENDPLUG	INCLUDED IN LATCH BAG	1	NA
MOUNTING STRAP	STAINLESS STEEL	4	ZINC PLATED
MOUNTING V-HOOK	316 STAINLESS STEEL	2	FLEXIBLE CEILING MOUNT RIGID MOUNTING BEAM CABLE (PROVIDED BY OTHERS)

Product offering and specifications subject to change without notice.



CITADEL 4i LED GASKETED ENCLOSURE

OEM COMPONENTS:

COMPONENTS FOR CT4i LED APPLICATIONS

CITADEL 4i™ HOUSINGS	MATERIAL	PART #	PCS/CTN	WT/CTN	SKID QTY
HEAT MANAGEMENT HOUSING	5VA-f1 FIBERGLASS (UL)	CT4I-HV5-BR	10	68LBS/ 30.84KG	90

CITADEL 4™ BOARDTRAYS

DESIGN	FINISH	PART #	PCS/CTN	FULL SKID QTY	FULL SKID WT.
4 ROWS 0.95 BOARDS	WHITE ENAMEL	CT4-LED-BT1-095	BULK	360	2125LBS/963.88KG
4 ROWS 1.60 BOARDS	WHITE ENAMEL	CT4-LED-BT1-160	BULK	360	2125LBS/963.88KG

CITADEL 4i™ MOUNTING OPTIONS

	PART #	PCS/BAG	PCS/CTN	WT/CTN
316 STAINLESS STEEL CEILING MOUNT	CT4-CM1.25	20	400	64LBS/29.03KG
316 STAINLESS STEEL V-HOOK	CT4-VHOOK	20	5000	453LBS/205.47KG
RIGID MOUNTING BEAM (STAINLESS STEEL or ZINC PLATED)	CT4i-MB-SS or CT4i-MB-ZP	20	20	17LBS/17.71KG

MOUNTING ACCESSORIES

	PART #	PCS/BAG	PCS/CTN	WT/CTN
MOUNTING STRAP (STAINLESS STEEL or ZINC PLATED)	CT4i-MS-SS or CT4i-MS-ZP	40	480	39LBS/ 17.71KG

CITADEL 4i™ HARDWARE

	PART #	PCS PER BAG	PCS/CTN	WT/CTN
GEARTRAY RETAINER CLIPS	CT4-GTRC	40	1200	24LBS/10.88KG
GEARTRAY RETAINER CLIP SCREWS	CT-SCRW	100	10,000	52LBS/23.58KG
UNIVERSAL GEARTRAY BALLAST SCREWS	CT-SCRW-UGT	100	10,000	
1/2" HUB	CT-DCB-50	200		30LBS/13.6KG
3/4" HUB	CT-DCB-75	100		20LBS/9.07KG
12" GEARTRAY TETHER (2 PER FIXTURE)	CT-LT12	20	2000	11LBS/4.98KG
8" LENS TETHERS (2 REQUIRED PER FIXTURE)	CT-LT8	20	3000	14LBS/6.35KG
END PLUGS	CT-ENDPLUG-B	200	2000	23LBS/10.43KG
WIRE GROMMET	CT-GRMT-0500	200		
GROUND WIRE	CT4i-GND-15	100	6000	23LBS/10.43KG
BALLAST ATTACHMENT BOLT	CT4i-BAB	200	6000	49LBS/22.22KG
BALLAST ATTACHMENT FLANGED NUT	CT4i-BAFN	200	6000	37LBS/16.78KG
DRIVER TRAY "U" SHAPE FOR TWO DRIVERS	CT-LED-DT-U			
BOARD RETENTION CLIP	CT-LED-BRC-SM	200	5000	

CITADEL 4i™ DIFFUSERS

DESIGN	MATERIAL	PART #	PCS/CTN	WT/CTN	SKID QTY
WATER CLEAR WITH FROSTED ENDS	CLEAR POLYCARBONATE	CT4-DP	10	49LBS/ 22.22	90
	CLEAR IMPACT RESISTANT ACRYLIC	CT4-DIRA	10	47LBS/ 21.31	90
FR50 FROSTED	FROSTED POLYCARBONATE	CT4-DP-FR50	10	49LBS/ 22.22	90
	FROSTED IMPACT RESISTANT ACRYLIC	CT4-DIRA-FR50	10	47LBS/ 21.31	90

CITADEL 4i LATCHES

	PART #	PACK	PCS/CTN	WT/CTN
STAINLESS STEEL LATCH	CT4i-LATCHSS	120 PER BAG	1800	59LBS/ 21.77KG
SECURE LOCKING PLASTIC LATCH	CT4i-LATCHW	120 PER BAG	1200	23LBS/10.43KG

Product offering and specifications subject to change without notice.

