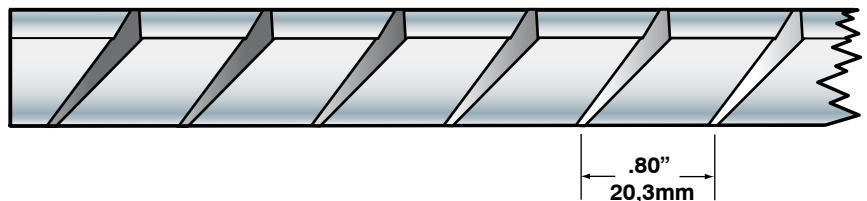
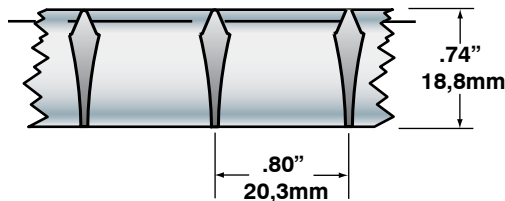
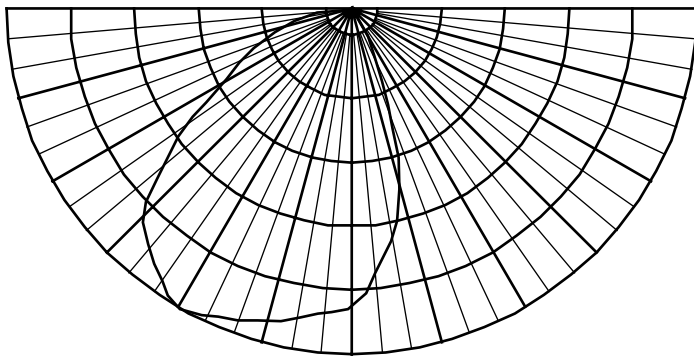



ANGLEFLEX™

DIRECTIONAL PARABOLIC LOW GLARE LOUVER

3/4" X 3/4" X 3/4" 20 x 20 x 19mm

Angleflex™ is the most sophisticated injection molded directional louver available. This louver is designed for those special applications that require highly restricted distribution in one direction, the majority of distribution in the opposite direction and 45 degree cut-off in the perpendicular plane. By combining angled and parabolic blades, Angleflex can provide the highest levels of efficiency and lighting control. This panel has been specifically designed to adapt to the dimensional requirements of the world's major ceiling modules.



ANGLEFLEX™ CEILING STYLE	2X4 24-7/16" x 47-3/4" 620 x 1213mm 5 PCS/CTN: 62 LBS / 24kg	2X2 24-7/16" x 23-3/4" 620 x 606mm 10 PCS/CTN: 52 LBS / 24kg	1X4 11-3/4" X 47-11/16" 298 x 1213mm 10 PCS/CTN: 52 LBS / 20kg
STYRENE			
SILVER PERMALUX	AF-24-P	AF-22-P	AF-14-P

Product offering and specifications subject to change without notice.

