



CITADEL 2™ LED COMPONENTS

Style 1 Flat Board Tray System

Style 2 Extruded Board Tray System

Style 3 Sheet Metal Board Tray System for Wide Distribution

Components for Integration of LED Systems



- DESIGNED FOR EASY TO ASSEMBLE LED SYSTEMS
- EASE OF INSTALLATION AND MAINTENANCE
- VISUALLY FAMILIAR LIGHT SOURCING
- MULTIPLE LIGHTING SOLUTIONS
- DesignLights Consortium® QUALIFIED LISTED PRODUCT

Patent Pending



On Specified Configurations
Visit www.designlights.org/qpl for Details



Board Tray Hardware



Wide Retainer Clips

- For Board Trays with Single Center row of LEDs
- **CT-RC-WIDE**



Traditional CT2 Retainer Clips

- For Board Trays with Two rows of LEDs
- **CT-RC**

Retainer Clips Easily Installed with CT-SCRW



Board Retention Clips

- See Citadel Enclosures Common Components
- **CT-LED-BRC-SM**




Board Retention Clips Single Row

- See Citadel Enclosures Common Components
- **CT-LED-BRC-SM-S**



LED Style 1 Board Tray

- Flat Board Tray Designed For LED Board Placement



- Board Retention Clips hold boards in position.
- NO TAPE OR SCREWS

- Lance keeps boards from slipping out of place

Universal Board Trays


- Single Boardtray for multiple configurations
 - 1 Row or 2 Rows of Linear Zhaga boards
- Board mounting holes 0.110" diameter
 - SLP CT2-LED-SCRW-850
- Ground and driver tray holes 0.140" diameter
 - SLP CT-SCRW-UGT to attached Driver Trays
- 1 or 2 "L" Driver Tray(s) only



CT2-LED-BT1-2L2-LZ
CT2-LED-BT1-2L4-LZ
CT2-LED-BT1-2L8-LZ

Two Row Board Trays

- Board Trays for Two Rows of LED
- Boards at Typical Board Widths
 - 0.95" & 1.60"
- 2', 4', and 8' Lengths Available




1.60"

0.95"

Single Center Row

Wide Center Row of LEDs with Clips

- Wide Board Tray for Single Row of LEDs
- Wide Retainer Clip holds Board Tray in Place
- Lances and Board Retention Clips hold Boards in Place
 - No Tape or Screws Needed
- For Typical Board Widths 0.95" or 1.60"
- 2', 4', and 8' Lengths Available



1.60"

0.95"

Narrow Single Center Row Board Tray

- Wide Retainer Clip holds Board Tray in Place
- For Typical Board Widths 1.60" or Less
- Special Board Retention Clip for single row applications






LED Style 3

Geartray

- Pre-painted Cold Rolled Steel
- Carries all the electrical gear and keeps separate from the LED Boards
- Installs using traditional Citadel Retainer Clips (CT-RC)
- **CT2-LED-GT3-22-M OR CT2-LED-GT3-24-M**



Board Tray

- Pre-painted Cold Rolled Steel
- Angled design for wide distribution
- 2' and 4' lengths
- For Typical Board widths 1.60"
- Custom Designs Available
- **CT2-LED-BT3-22-M-160 OR CT2-LED-BT3-24-M-160**



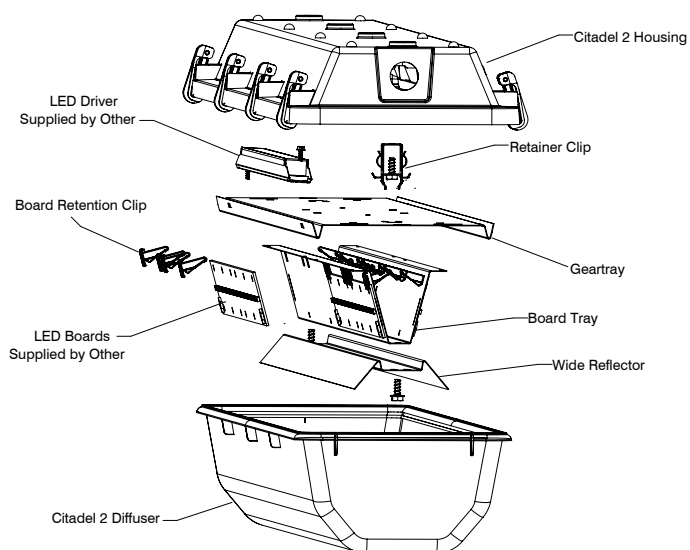
Simply snaps into the Geartray Lances

Alignment Ridges keep it centered

- Hinge feature for easy fixture maintenance



LED Wide Reflector



- Reflector creates a wide distribution of LED light
- Installed with CT-SCRW
- Patent Pending
- **CT2-LED-RF-2L2-M**
OR CT2-LED-RF-2L4-M



Certifications

UL

NSF

NEMA 4X

IP65

IP66

IP67

RoHS

PSI 1500

SLP Guardian Seal

Patented



UL Listing: File E363909
UL Recognized Components: File E215168
Components Tested and Certified
by NSF International

NEMA 4X



Offers 34% more contact between the lens and the gasket. Guardian Seal™ is a unique combination of our Injection Molded lens features and high performance “poured in place” gasket. This provides the most advanced sealing system available.



On Specified Configurations
Visit www.designlights.org/qpl for Details
Scan QR Code for
Complete SLP QPL Listings

